


# Safety Relay H-464



## General

- 8 or 10 contacts
- Forced guided contact set
- According to EN 50205, application type A
- Ambient temperature -25 ... +80 °C
- Soldering heat resistance 260 °C/5s
- RoHS compliance
- Signal relay according to UIC 736e

## Connections

- Soldering pins for PCB, pre-soldered

## Drive

- Direct current, neutral monostable
- Current controlled or bistable upon request

## Approvals

- cULus • TÜV

## Standards

- EN 50205 • IEC 61810-1 • UL 508

## Technical Data mechanical

Dimensions L x W x H (in mm)	Size 3: 77,4 x 20,5 x 48,6 Size 4: 87,4 x 20,5 x 48,6
Shock resistance NO-contact/NC-contact	10/10 g, 16 ms Half sinus
Vibration resistance NO-contact/NC-contact	10/10 g, 10 – 55 Hz
Operating time NC-contact, contact opens	typical 22 ms
Operating time NO-contact, contact closes	typical 29 ms
Releasing time NO-contact, contact opens	typical 5 ms
Releasing time NC-contact, contact closes	typical 7 ms
Mechanical service life (without load)	>10 <sup>7</sup> cycles
Weight	Size 3: 120g Size 4: 130g

## Technical Data electrical

Max. switching capacity	AC 2.000 VA, DC *W
Max. switching voltage	AC 230/240 V, DC *V
Max. switching current NO-contact	10 A
Constant current I <sub>th2</sub>	10 A for deliveries from 2008 on:
Constant current I <sub>th2</sub> at the same time over 2 contacts	10,0 A 10.0 A
Constant current I <sub>th2</sub> at the same time over 3 contacts	8,4 A 10.0 A
Constant current I <sub>th2</sub> at the same time over 4 contacts	7,3 A 10.0 A
Constant current I <sub>th2</sub> at the same time over 5 contacts	6,5 A 9.5 A
Constant current I <sub>th2</sub> at the same time over 6 contacts	5,9 A 8.7 A
Constant current I <sub>th2</sub> at the same time over 7 contacts	5,5 A 8.0 A
Constant current I <sub>th2</sub> at the same time over 8 contacts	5,1 A 7.5 A
Switching capacity NO-contact AC-15 230/240 V	I <sub>e</sub> = 4 A
DC-13 24 V	I <sub>e</sub> = 2 A
Electrical service life (with nominal load)	>10 <sup>5</sup> cycles
Short-circuit capacity 1.000 A/AC 230 V	10 A gL/gG-fuse
* see DC-switching capacity	

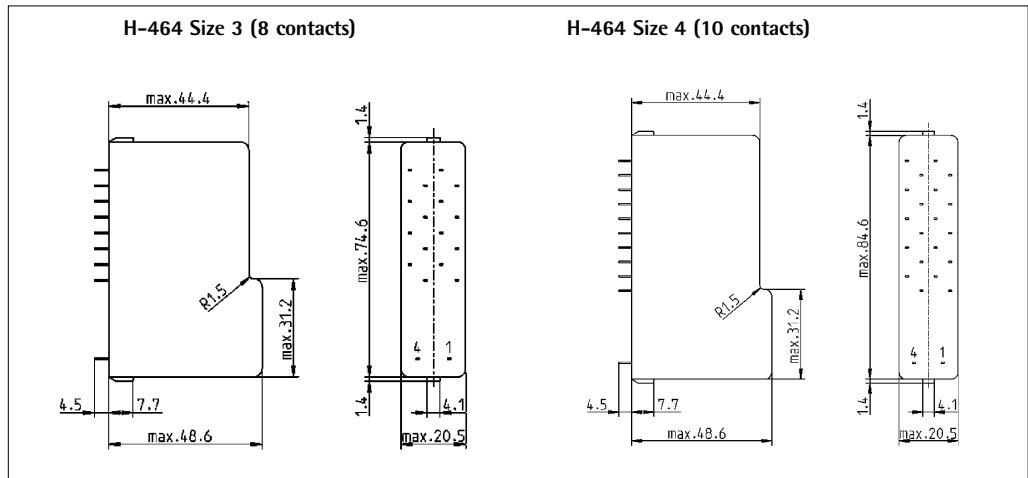
## Insulation

Over voltage category (Ü) III	B-I = Basic insulation
Degree of pollution (V) 2	V-I = Reinforced (double) insulation
Insulated material group II	

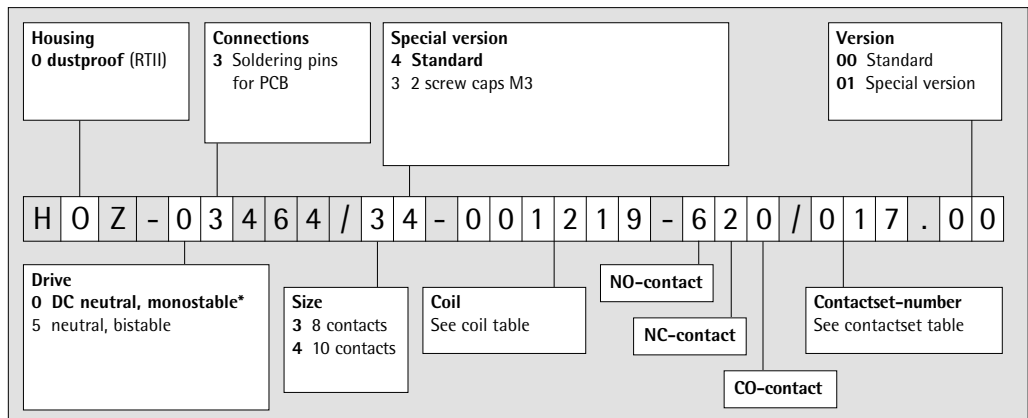
Insulation between	Nominal voltage network system		Air-/creeping distance	Test voltage 50Hz/60s
	AC 120/240 V	AC 230/400 V		
Contact – Contact	V-I	B-I	> 3 mm	AC 2.500 V
Contactset – Drive	V-I	B-I	> 3 mm	AC 2.500 V

# Safety Relay H-464

## Dimensions



## Type key



\* Preferred version

## Contactset table

Contact material AgCdO since 2018 no longer available!

Number of contacts NO/NC/CO - contacts	AgCdO +0,2µm Au	AgCdO +5 µm Au	AgCdO +10 µm Au	AgSnO <sub>2</sub> +0,2 µm Au	AgSnO <sub>2</sub> +5 µm Au	Contact- material
260	024	025	114	049	047	Contactset number
350	019	023	115	035	028	
370	097	098	116	096	099	
440	016	020	042	030	032	
530	018	022	122	034	036	
550	053	103	117	104	105	
620	017	021	118	031	029	
640	051	026	119	107	108	
730	044	045	120	048	046	
820	043	027	121	050	112	

All values at ambient temperature  $T_u = 20\text{ °C}$

## Coil table

Number of contacts  
530

Coil-No.	Resistance R/Ω	Resistance- tolerance ±	U <sub>1</sub> /V	U <sub>2</sub> /V	U <sub>3</sub> /V	U <sub>rück</sub> /V	Printing U <sub>nom</sub> /V
1131	25	5%	3,4	10,1	9	0,6	6
1223	96	6%	7,3	19,8	19	1,3	12
1219	320	10%	13,6	35,6	32	2,3	24
1213	1.180	8%	26,9	68,8	66	4,7	48
1212	1.870	7%	34,1	87,0	85	6,0	60
1208	5.750	7%	60,6	152,1	148	10,6	110
1105	18.200	10%	110,3	268,6	262	18,7	220

# Safety Relay H-464

All values at ambient temperature  $T_u = 20\text{ °C}$

## Coil table

Number of contacts  
620

Coil-No.	Resistance R/ $\Omega$	Resistance- tolerance $\pm$	$U_1/V$	$U_2/V$	$U_3/V$	$U_{rück}/V$	Printing $U_{nom}/V$
1131	25	5%	3,6	10,1	9	0,9	6
1223	96	6%	7,7	19,8	19	1,9	12
1219	320	10%	14,3	35,6	32	3,2	24
1213	1.180	8%	28,2	68,8	66	6,6	48
1212	1.870	7%	35,8	87,0	85	8,5	60
1208	5.750	7%	63,6	152,1	148	14,8	110
1105	18.200	10%	115,7	268,6	262	26,2	220

All values at ambient temperature  $T_u = 20\text{ °C}$

Number of contacts  
350  
440

Coil-No.	Resistance R/ $\Omega$	Resistance- tolerance $\pm$	$U_1/V$	$U_2/V$	$U_3/V$	$U_{rück}/V$	Printing $U_{nom}/V$
1131	25	5%	4,1	10,1	9	0,9	6
1223	96	6%	8,8	19,8	19	2,0	12
1219	320	10%	16,3	35,6	32	3,5	24
1213	1.180	8%	32,3	68,8	66	7,0	48
1212	1.870	7%	40,9	87,0	85	9,1	60
1208	5.750	7%	72,8	152,1	148	15,9	110
1105	18.200	10%	132,6	268,6	262	28,1	220

All values at ambient temperature  $T_u = 20\text{ °C}$

Number of contacts  
260  
550  
640

Coil-No.	Resistance R/ $\Omega$	Resistance- tolerance $\pm$	$U_1/V$	$U_2/V$	$U_3/V$	$U_{rück}/V$	Printing $U_{nom}/V$
1131	25	5%	4,1	10,1	9	0,6	6
1223	96	6%	8,8	19,8	19	1,3	12
1718	350	7%	16,7	37,6	35	2,5	24
1269	1.560	8%	36,7	79,0	75	5,3	48
1168	2.280	7%	46,0	96,0	95	6,8	60
1708	6.500	7%	74,4	161,7	153	10,9	110
1105	18.200	10%	132,6	268,6	262	18,7	220

All values at ambient temperature  $T_u = 20\text{ °C}$

Number of contacts  
730  
820

Coil-No.	Resistance R/ $\Omega$	Resistance- tolerance $\pm$	$U_1/V$	$U_2/V$	$U_3/V$	$U_{rück}/V$	Printing $U_{nom}/V$
1131	25	5%	3,6	10,1	9	0,6	6
1323	110	6%	7,9	21,2	19	1,4	12
1718	350	7%	14,6	37,6	35	2,5	24
1269	1.560	8%	32,1	79,0	75	5,3	48
1168	2.280	7%	40,2	96,0	95	6,8	60
1708	6.500	7%	65,1	161,7	153	10,9	110
1504	32.000	11%	150,3	354,7	336	24	220

$U_1$ : Minimum operating voltage with consideration of coil self heating  
 $U_2$ : Thermal restricted maximum coil voltage  
 $U_3$ : Maximum admissible coil voltage to realize a contact gap of > 0.5 mm also at a contact fault  
 $U_{rück}$ : Releasing voltage

Further coils are possible and available

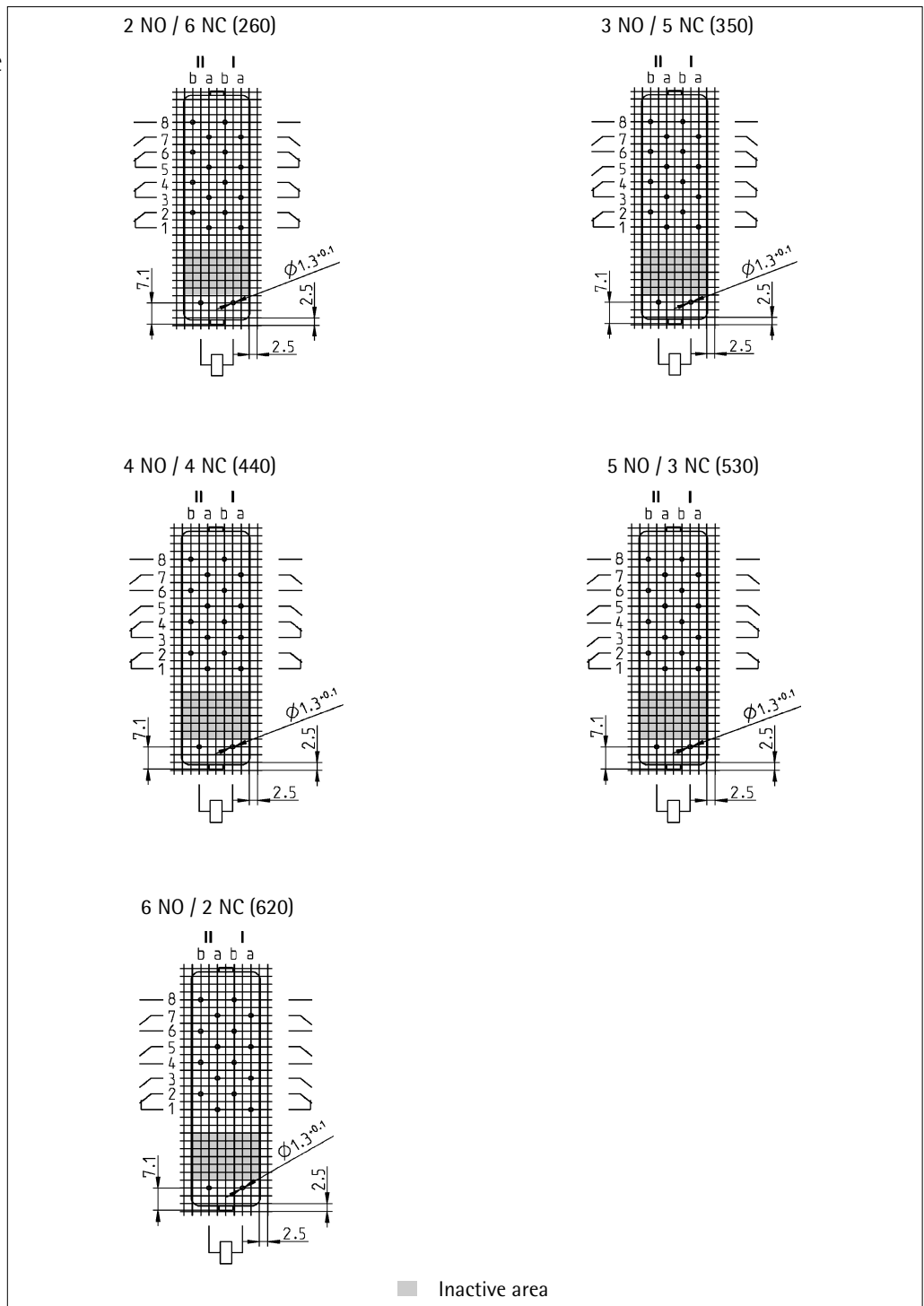
# Safety Relay H-464

## Running types

Article-No.	Type key	Printing $U_{nom}$	$U_1/V$	$U_2/V$	$U_3/V$	$U_{rück}/V$
464-1388	HOZ-03464/34-001219-440/032.00	DC 24 V	16,3	35,6	32	3,5
464-1389	HOZ-03464/34-001219-620/029.00	DC 24 V	14,3	35,6	32	3,2
464-1453	HOZ-03464/44-001718-820/050.00	DC 24 V	14,6	37,6	35	2,5
464-1461	HOZ-03464/34-001219-260/049.00	DC 24 V	16,3	35,6	32	2,3
464-1462	HOZ-03464/44-001718-730/048.00	DC 24 V	14,6	37,6	35	2,5
464-1455	HOZ-03464/44-001219-530/034.00	DC 24 V	13,6	35,6	32	2,3

## Connection grid View on soldering side

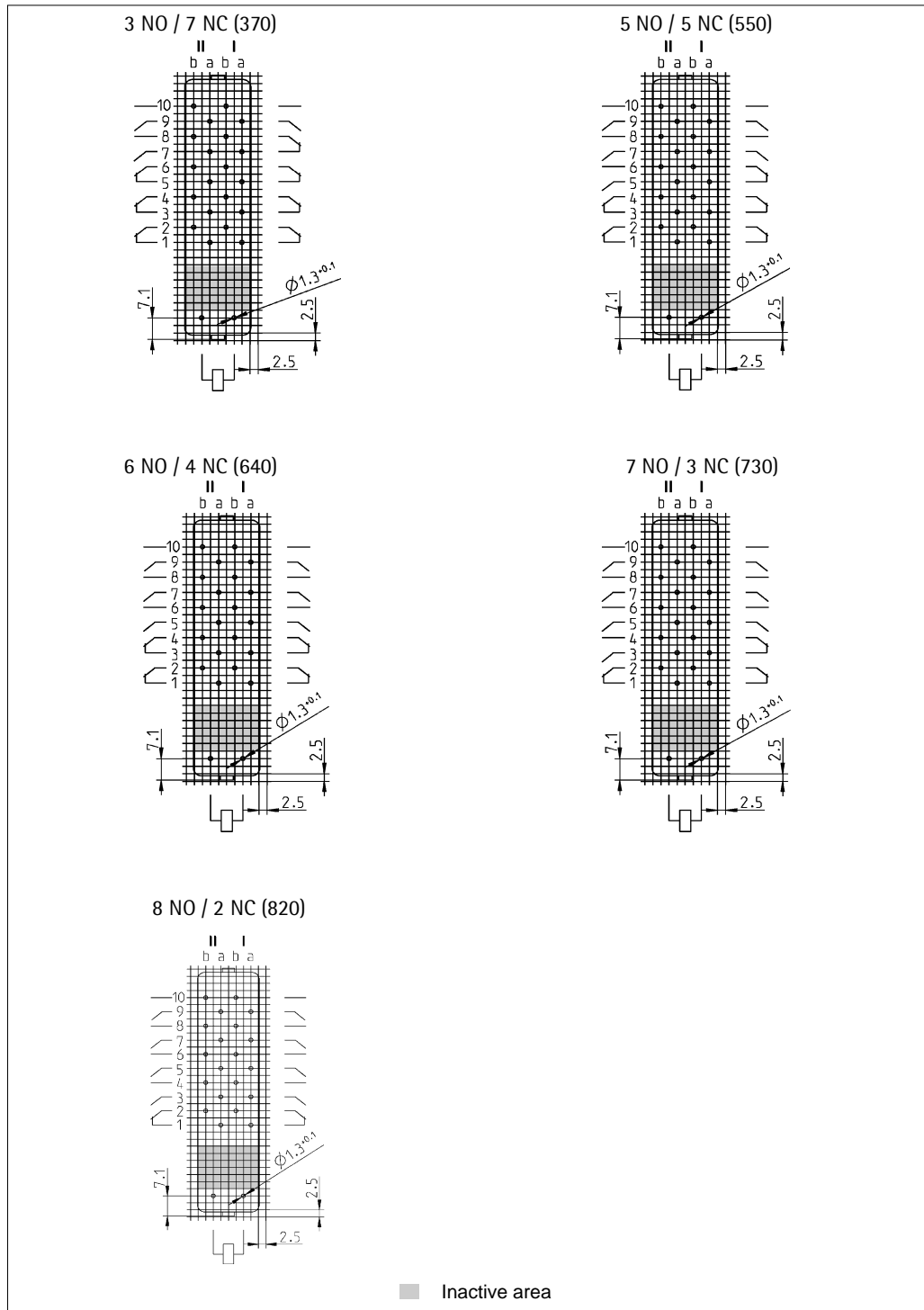
Size 3



# Safety Relay H-464

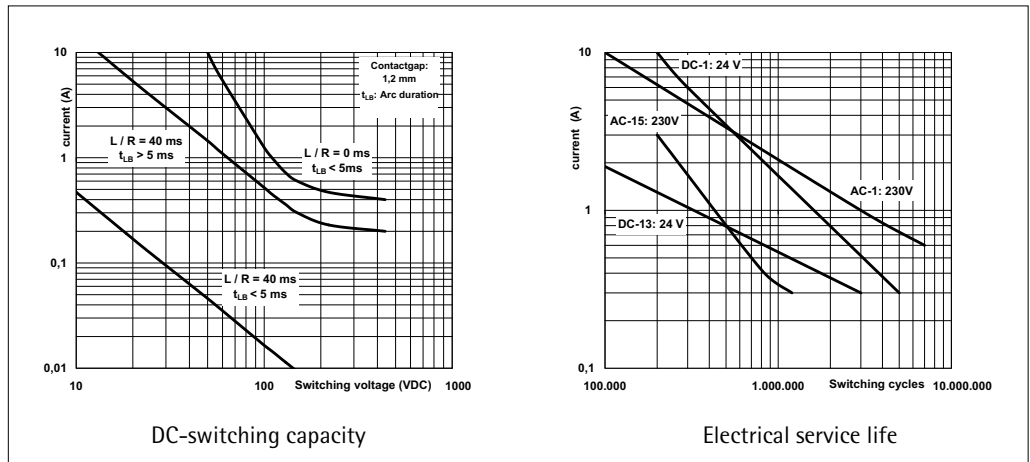
## Connection grid

Size 4

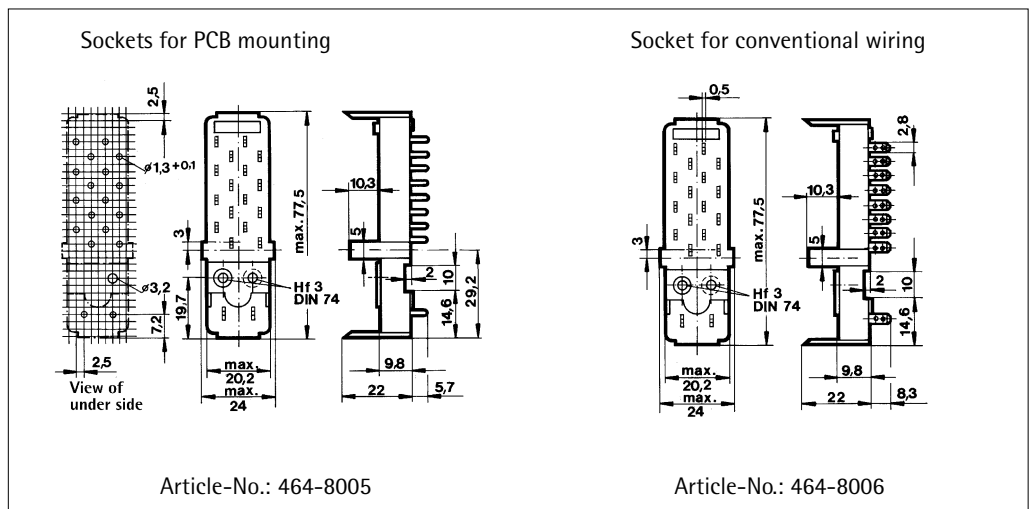



# Safety Relay H-464

## Diagram



## Accessories H-464/3 (8 contacts)



# Safety Relay H-464

**Accessories**  
**H-464/4**  
**(10 contacts)**

