

# Mains Isolation Relays K-RY



## Technical Data mechanical

### General

- 2 NO-contact\*, 1 NO/NC-contact\*, 2 NC-contact
- \* Mains isolation - relay with 3mm contact gap for full switching off
- Upright version
- 35 mm version for standard rail mounting
- Ambient temperature -25 ... +55 °C
- Soldering heat resistance 260 °C/5s
- RoHS compliance

### Connections

- Soldering pins for PCB
- 6.3 mm Faston plug

### Drive

- Direct current, monostable
- AC-current, monostable

### Approvals

- cULus (Version with 2 NO-contact)

### Standards

- IEC 61810-1

Dimensions L x W x H (in mm) 50,2 x 31,2 x 28,7

Shock resistance 5 g, 11 ms Half sinus

Vibration resistance 5 g, 10 - 55 Hz

Operating time typical 15 ms

Releasing time typical 3 ms

Mechanical service life (without load) >10<sup>7</sup> cycles

Weight 55 g

## Technical Data electrical

Max. switching capacity Version with 2 NO-contact  
AC 3.680 VA, DC \*W

Max. switching current 16 A

Max. switching capacity version with contactset 110 or 020  
AC 2.300 VA, DC \*W

Max. switching current 10 A

Max. switching voltage AC 230/240, DC \*V

Electrical service life (with nominal load) >100.000 cycles

\* see DC-switching capacity

## Insulation

Over voltage category (Ü) III B-I = Basic insulation

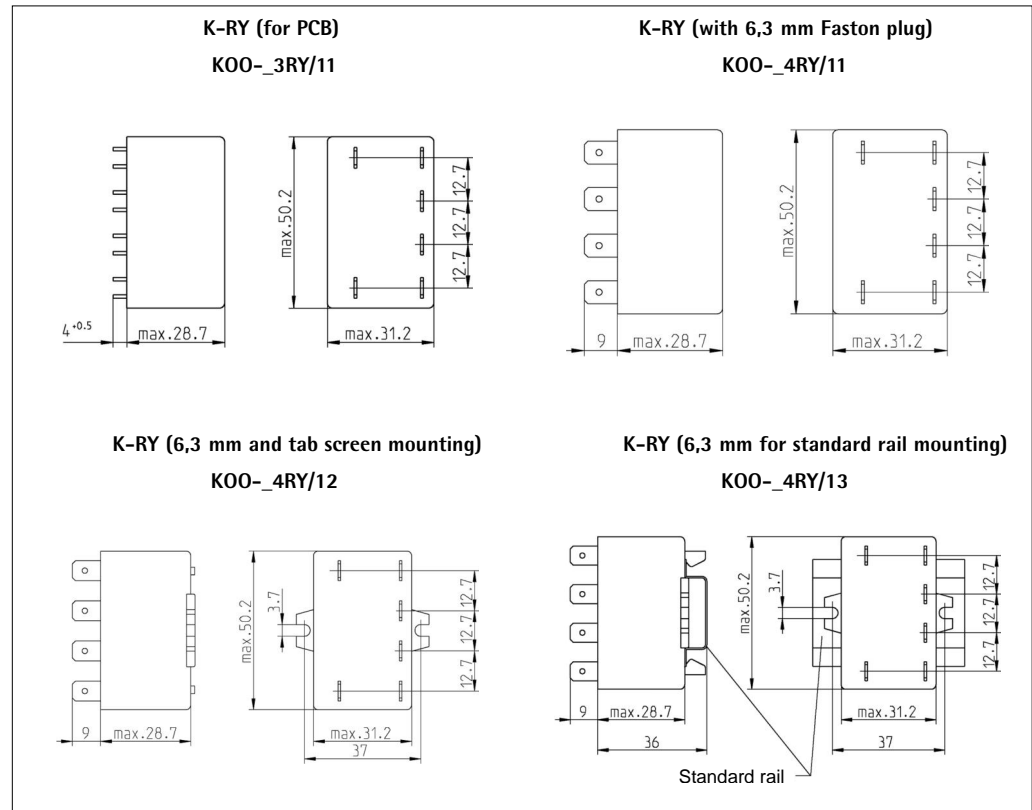
Degree of pollution (V) 2 V-I = Reinforced (double) insulation

Insulating material group II

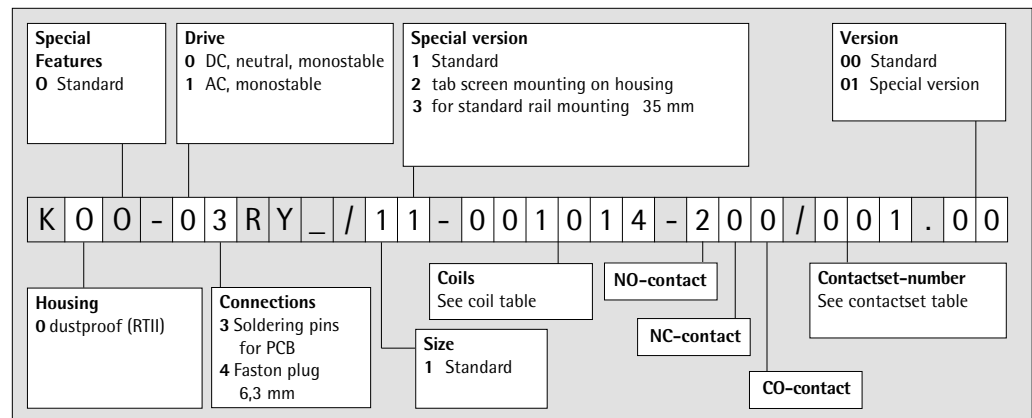
Insulation between	Nominal voltage network system		Air-/creeping distance	Test voltage 50Hz/60s
	AC 120/240 V	AC 230/400 V		
Contact - Contact	V-I	B-I	> 3 mm	AC 2.500 V
Contactset - Drive	V-I	V-I	> 8 mm	AC 4.000 V

# Mains Isolation Relays K-RY

## Dimensions



## Type key



## Contactset table

Number of contacts NO/NC/CO-contacts	AgCdO Soldering pin DC-Coil	AgCdO Faston plug DC-Coil	AgCdO Soldering pin AC-Coil	AgCdO Faston plug AC-Coil	AgCdO + 10 µm A Soldering pin DC-Coil	W Soldering pin DC-Coil	Contact material
<b>200 (16 A)</b>	001	007	004	010	014	013	contact set number
<b>110 (10 A)</b>	003	009	006	012	possible	015	
<b>020 (10 A)</b>	002	008	possible	011	possible	possible	

# Mains Isolation Relays K-RY

All values at ambient temperature  $T_u = 20\text{ °C}$

## Coil table

Number of contacts  
200

DC-Drive

Coil-No.	Resistance R/ $\Omega$	Resistance- tolerance $\pm$	$U_1/V$	$U_2/V$	$U_{rück}/V$	Printing $U_{nom}/V$
001028	17	15%	3,9	7,4	0,8	5
001026	28	15%	4,9	9,6	1,0	6
001021	80	15%	8,7	16,2	1,7	12
001014	440	15%	19,3	38,3	3,8	24
001068	1.380	15%	35,2	67,5	6,8	48
001009	2.780	23%	51,3	93,0	9,0	70
001006	6.700	23%	81,7	144,4	14,2	110

Number of contacts  
110 und 020

DC-Drive

Coil-No.	Resistance R/ $\Omega$	Resistance- tolerance $\pm$	$U_1/V$	$U_2/V$	$U_{rück}/V$	Printing $U_{nom}/V$
001031	12	15%	3,5	6,2	0,2	5
001028	17	15%	4,4	7,4	0,3	6
001022	63	15%	8,5	14,4	0,6	12
001016	260	15%	17,7	29,3	1,2	24
001012	1.050	15%	34,4	58,8	2,4	48
001011	1.730	15%	43,4	75,5	3,0	60
001006	6.700	23%	92,6	144,4	5,7	115

Number of contacts  
200, 110 und 020

AC-Drive

Coil-No.	Resistance R/ $\Omega$	$U_{min}/V$	$U_{max}/V$	Printing $U_{nom}/V$
001136	5	4,8	6,6	6
001128	17	9,6	13,2	12
001121	80	19,2	26,4	24
001116	260	33,6	45,0	42
001114	445	48,0	66,0	60
001111	1.730	88,0	121,0	110/115
001106	6.700	184,0	253,0	220/230

Coil designed for 50 Hz, 100% ED at  $T_u +20\text{ °C}$

$U_1$ : Minimum operating voltage with consideration of coil self heating  
 $U_2$ : Thermal restricted maximum coil voltage  
 $U_{rück}$ : Releasing voltage

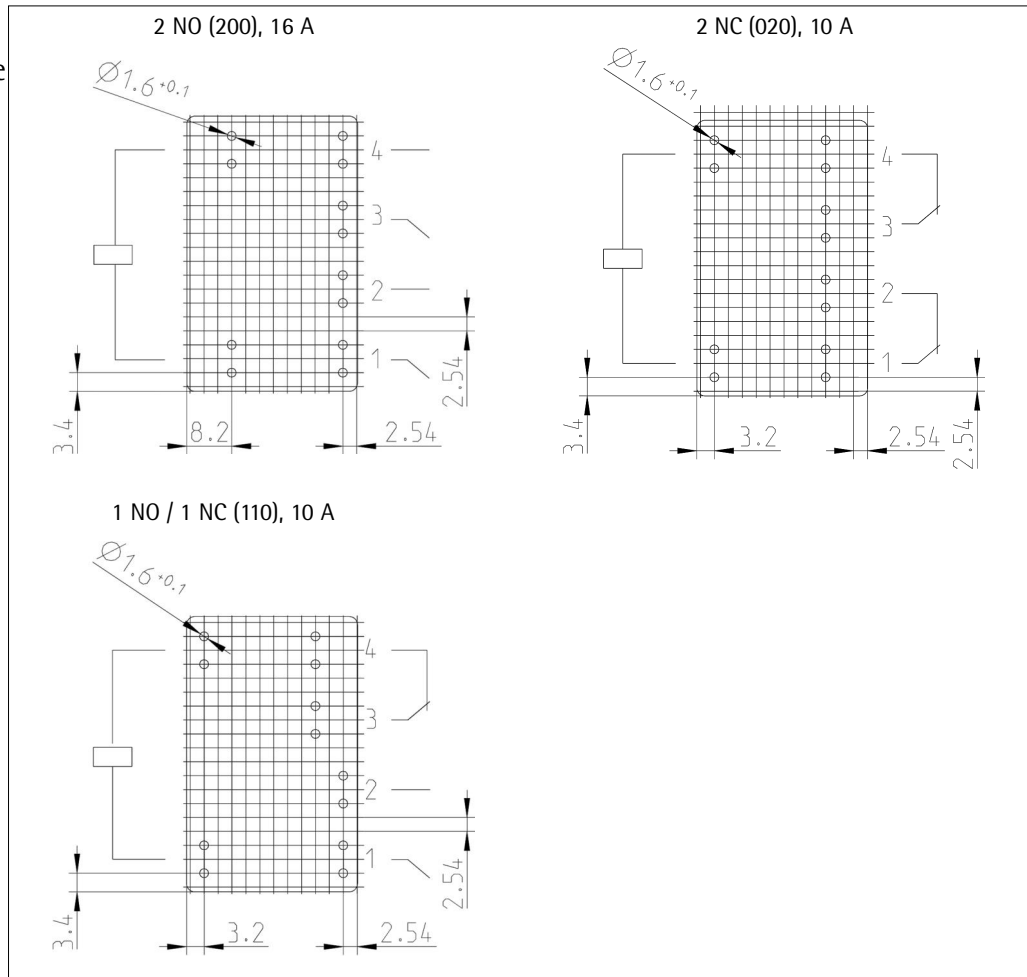
Further coils are possible and available

## Running types

Article-No.	Type key	Printing $U_{nom}$	$U_1/V$	$U_2/V$	$U_{rück}/V$
RY_-4407	K00-04RY_/12-001014-200/001.00	DC 24 V	19,3	38,3	3,8
RY_-4412	K00-03RY_/11-001014-200/001.00	DC 24 V	19,3	38,3	3,8
RY_-4417	K00-14RY_/12-001106-200/010.01	AC 230 V	184,0	253,0	
RY_-4800	K00-14RY_/11-001106-200/010.00	AC 230 V	184,0	253,0	
RY_-4801	K00-03RY_/11-001014-200/001.00	DC 24 V	19,3	38,3	3,8
RY_-4802	K00-13RY_/11-001106-200/004.00	AC 230 V	184,0	253,0	
RY_-4806	K00-04RY_/11-001014-200/007.00	DC 24 V	19,3	38,3	3,8
RY_-4808	K00-03RY_/11-001021-200/001.00	DC 12 V	8,7	16,2	1,7
RY_-4820	K00-04RY_/12-001014-200/007.00	DC 24 V	19,3	38,3	3,8
RY_-4824	K00-04RY_/13-001014-200/007.00	DC 24 V	19,3	38,3	3,8
RY_-4839	K00-03RY_/11-001026-200/014.00	DC 6 V	4,9	9,6	1,0
RY_-5664	K00-14RY_/12-001106-200/010.00	AC 230 V	184,0	253,0	

# Mains Isolation Relay K-RY

**Connection grid**  
View on soldering side



## Diagrams

